

TYANSHING 天信光电股份有限公司

TYANSHING 天信光电股份有限公司

TYANSHING

TYANSHING 天信光电股份有限公司

TYANSHING 天信光电股份有限公司

TYANSHING 天信光电股份有限公司

TYANSHING 天信光电股份有限公司

TYANSHING 天信光电股份有限公司


TYANSHING 天信光电股份有限公司
Guangzhou Tianxin Photoelectric Co., Ltd.

TYANSHING 天信光电股份有限公司

TYANSHING 天信光电股份有限公司

TYANSHING 天信光电股份有限公司

D :

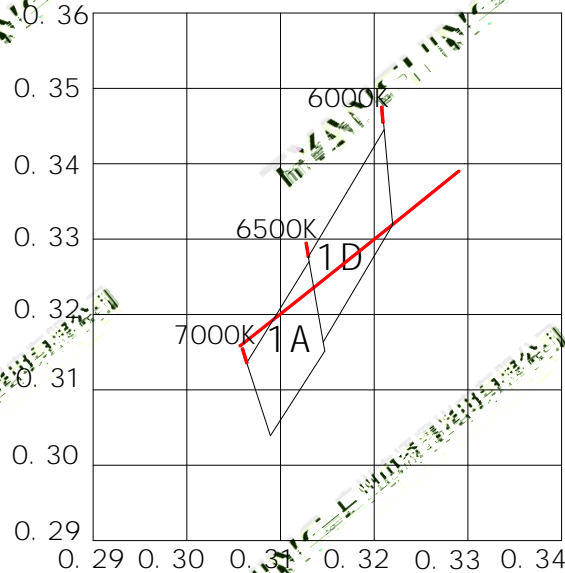


A		M		(=25)	
Forward Current	IF	R	2.5	A	
		B	3.0		
		G	3.0		
		W	2.5		
Reverse Voltage	V _R	Not designed for reverse operation		V	
Power Dissipation	P _D	R	6.5	W	
		B	10.2		
		G	10.2		
		W	8.3		
Junction Temperature	T _j	R	115		
		B	150		
		G	150		
		W	150		
Electrostatic Discharge Threshold (ESD)	ESD	2000		V	
Storage Temperature(Only for LED, not including packaging)	T _{stg}	-40~+85			
Operation Temperature	T _{opr}	-40~+85			
<p>1.Specifications are subject to change without notice.</p> <p>2.The data on this specification is for reference only and the actual data is in accordance with the acknowledgment.</p> <p>3.Precautions for ESD: STATIC SHIELD Electricity and surge damages the LED. It is recommended to use a wrist band or anti-electrostatic glove when handling the LED. All devices, equipment and machinery must be properly grounded.</p>					
Part No.	TX-5060RBGW40FC120-NUVENG-01B		Spec No.	WKF-FC0098	Page 3 of 10

E		C		(=25 C)			
		C	E	M	.	M	
Luminous Flux		If=1.0A	R	105	—	135	lm
			B	35	—	45	
			G	210	—	290	
			W	280	—	360	
Forward Voltage	V _f	If=1.0A	R	2.0	—	2.8	V
			B	2.9	—	3.8	
			G	2.8	—	3.7	
			W	2.9	—	3.8	
Dominant Wavelength	λ _d	If=1.0A	R	615	620	625	nm
			B	450	455	460	
			G	522	527	532	
Peak-emission Wavelength	λ _p	If=1.0A	R	625	630	635	nm
			B	445	450	455	
			G	516	521	526	
Correlated Colour Temperature	CCT		W	6000	—	7000	K
Color Rendering Index	Ra		W	—	—	—	—
Viewing Angle at 50° IV	2 1/2		—	—	120	—	Deg
Reverse Current	V _R =5V	If=1.0A	R	—	—	2	μA
			B	—	—	2	
	G		—	—	2		
	—		W	Not designed for reverse operation			
Thermal Resistance Junction to Case	R _{J-C}	If=2.5A	R	—	4.38	—	K/W
		If=3.0A	B	—	4.96	—	
		If=3.0A	G	—	2.97	—	
		If=2.5A	W	—	14.28	—	
Temperature Coefficient of Voltage	V F/T	If=1.0A	R	—	-2.1	—	mV/
			B	—	1.22	—	
			G	—	1.42	—	
			W	—	-2.95	—	

1. Luminous intensity is measured with a light sensor and filter combination that approximates the CIE eye-response curve.
2. $\theta_{1/2}$ is the off-axis angle at which the luminous intensity is half the axial luminous intensity.
3. Luminous flux measurement tolerance: $\pm 10\%$.
4. Forward voltage measurement tolerance: $\pm 3\%$.
5. Ra measurement tolerance: ± 2 .

C ($T = 25\text{ C}, I_F = 1.0\text{ A}$)


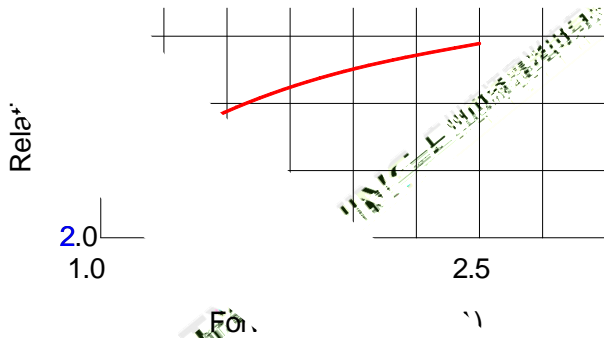
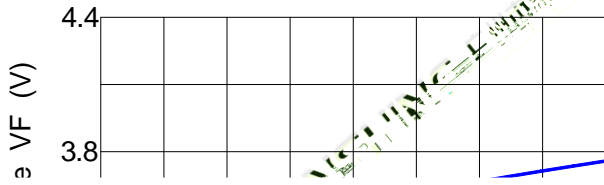


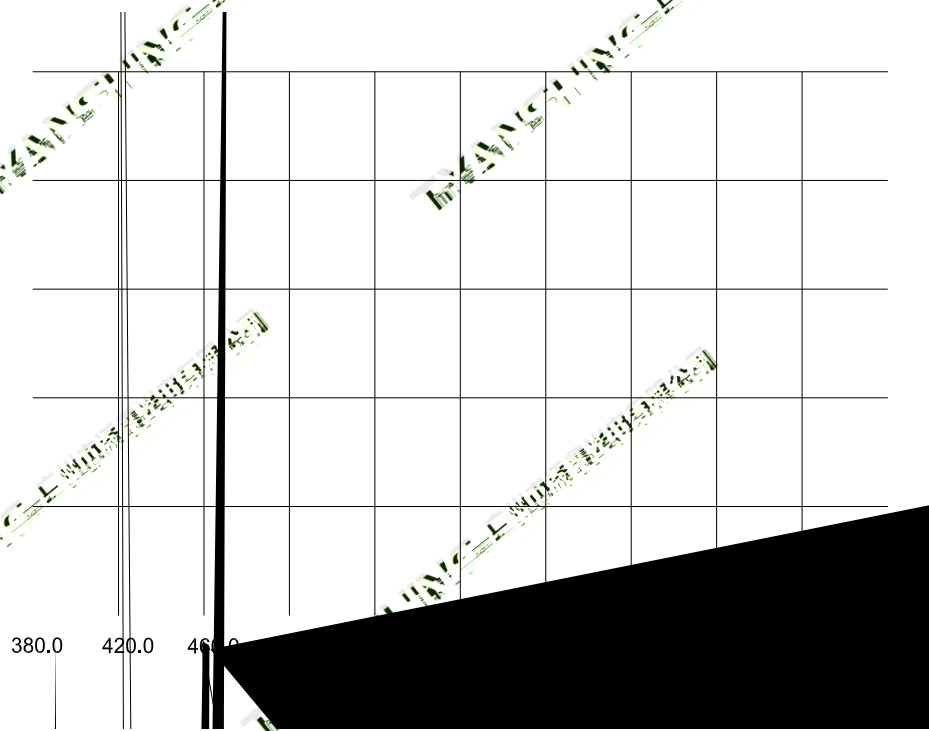
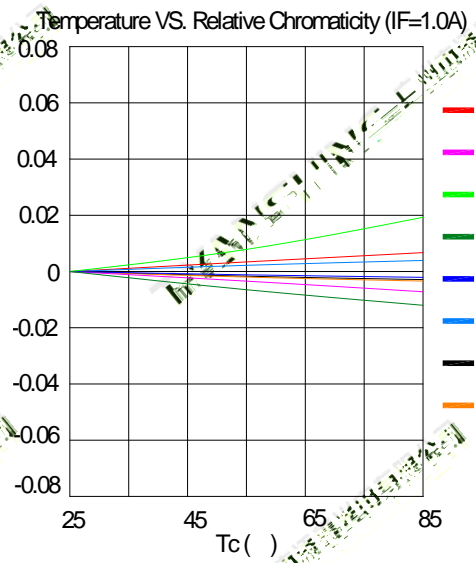
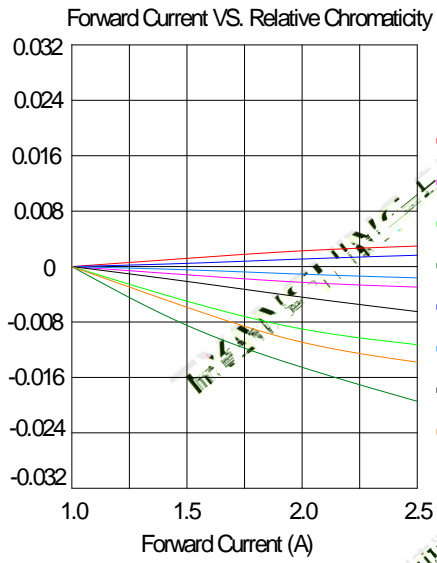
Region	CCT Range		X1	Y1	X2	Y2	X3	Y3	X4	Y4
	Min	Max								
1D	6000K	6500K	0.3220	0.3319	0.3211	0.3445	0.3130	0.3276	0.3146	0.3163
1A	6500K	7000K	0.3147	0.3151	0.3131	0.3270	0.3064	0.3136	0.3089	0.3039

E I C C

(25 Ambient Temperature Unless Otherwise Noted)

Forward Current VS. Relative Forward Voltage



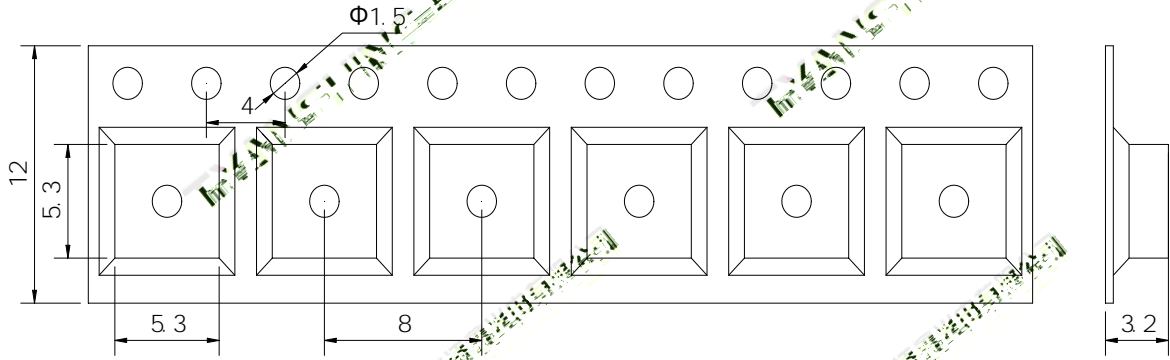


D

F C

A

:1000 C



TYANSHING
广州市添鑫光电有限公司
Guangzhou Tianxin Photoelectric Co., Ltd.

